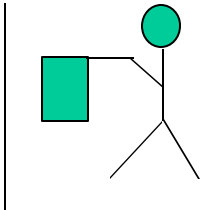
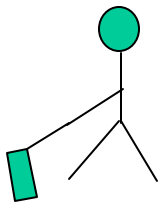


AYSO REGION 14


Signals used by Assistant Referees




Goal Kick-Flag is held parallel to the ground and is pointed to the goal area.



Corner Kick-Point flag to nearest corner flag. Always point flag to nearest corner flag even though the kick may be taken from the other side.



Attention Center Referee-The flag is extended overhead and is sometimes shaken or snapped to get the center referee's attention. This signal is usually followed by a second signal. It can be used to signal that the ball is completely over the touchline, an offside infraction has occurred, the ball is completely over the goal line, an unseen foul has occurred.

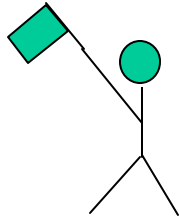


Throw-In-Indicate direction by pointing towards the attacking goal for the team receiving the ball. The throw-in is awarded to the team that did not last touch the ball. If you do not know the direction, hold the flag overhead and allow the center referee to make the call.

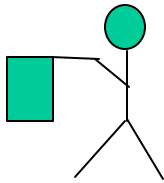
Unseen Fouls-This signal is used to indicate which team has been fouled. Indirect kicks may be indicated by raising fist of free hand to shoulder. Center may ask for some indication as to type of foul....push, trip, etc.

AYSO REGION 14

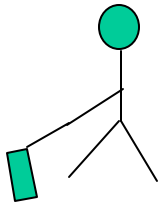
Assistant Referee Signals, Con't.




Offside Far Side of Field-After eye contact with center referee, indicate location of offside player. Raised flag indicates far third of the field.



Offside Center of Field-After eye contact with center referee, indicate location of offside player. Flag parallel to ground indicates middle third of the field.



Offside Near Side of Field-After eye contact with center referee, indicate location of offside player. Lowered flag indicates near third of the field.



Goal Scored-Hold flag down, slightly extended from body and sprint upfield to about the edge of the penalty area to get in position for the kick off. If goal is close, may need to hold flag up (attention signal), then run upfield after eye contact is made.

Position During Game-Should always be with next to the last defender, the ball, or the center line, whichever is closer to the goal. When goalie has the ball, consider moving with him to see if he moves out of the box while holding the ball.

Holding the Flag-The flag should always be held on the side facing the field for easy view by center referee. When not actively involved with play, hold flag in left hand, right hand should be down at side. When running, move flag to hand on the inside of the field. Change hands before signaling direction.

Play On-Can indicate that ball is in play, or no offside has occurred by providing a subtle gesture, usually palm of hand extended towards field. Try to make eye contact with center referee to see if it is needed.